

Product Information + Price List

May 2021

PetLife

harkers



The **No.1** in Pigeon
healthcare in
the UK



PetLife
harkers

...promoting a wide range
of care products and supplements
for racing pigeons

harkers product index

Product	Application	Page
Feed Supplements		
Hormoform	All year round feed supplement	8
Wonder Pigeon, Wonder Pigeon G.P.	Dietary supplements designed to correct any problems with a pigeon's digestion	9-10
Hormova	A special feed supplement for cage birds	10
Coccidiosis Treatments		
Coxid	A flock treatment for coccidiosis via the drinking water	11
Coxitabs	For the treatment and prevention of coccidiosis	11
Wormers		
Harkaverm Liquid	A flock treatment for roundworm and hairworm	12
Canker Treatments		
Harkanker Soluble	For the treatment and prevention of canker via the drinking water	12
Spartrix	A single dose treatment for canker	13
Combination Treatments		
3 in 1 Tablets	A single tablet treatment for coccidiosis, canker and worms	13
3 in 1 Soluble	For the treatment and prevention of coccidiosis, canker, roundworm and hairworm via the drinking water	14
4 in 1 Tablets	A single dose treatment for canker, coccidiosis, worms and external parasites	14
4 in 1 Soluble	For the treatment and prevention of coccidiosis, canker, worms and external parasites via the drinking water	14
4 in 1 Spot On	A combined spot on treatment for internal and external parasites, coccidiosis and canker	15
Tri-Kill	Harkers Tri-Kill is an individual dose tablet treatment for canker, coccidiosis and hexamitiasis	15
Feather Conditioners		
Harkamectin	A spot on treatment for worms, feather lice and mites	15
Harka-Dip	A general purpose dip to promote good plumage hygiene	16
Pro Biotics		
Pro B	A feed supplement with probiotic effect	16
Vitamins		
Harkavit Super Plus	A combination of glucose, multivitamins and electrolytes	16
Loft Hygiene		
Loft Treatment	A dry powder disinfectant perfect for use in damp weather	17
Vykil Loft Disinfectant	A concentrated general purpose veterinary disinfectant	17
Duramitex Plus	A pesticide free, ready to use spray to eradicate red mite in the loft, coop or aviary	18
Ridmite	Designed to safely eradicate red mite in lofts, cages, coops and hutches whilst also sanitising and eliminating odours	18

Petlife

harkers®

Introduction

Harkers is the UK's leading supplier of healthcare, hygiene and feed supplements for racing pigeons, and has been for more than 60 years.

Petlife International Ltd. took over Harkers in 1993 – the result of a management buyout of Vetbed Animal Care and Harkers Ltd from Grampian Pharmaceutical, and with its continued success has become an integral part of Petlife. Harkers has continued to grow consistently in a declining market over the last two decades, both through the strength of the original brands and the addition of new, exciting and innovative products. Harkers and Petlife combined employ more than 40 people, operating from 3 separate sites across the UK. All Harkers products are distributed from our head office based in Bury St Edmunds Suffolk.

The name Harkers has been involved with animal health for over 100 years, but it was 1954 when the first pigeon product was launched, which was to take Harkers to the number one pigeon healthcare company. This product was Hormoform, which was launched after two years of trials in which fanciers could not believe the difference in either the condition of their stock in general or the quality of youngsters reared. The success of Hormoform has continued for more than 60 years and is now a household name wherever pigeons are kept. Many top lofts and studs wouldn't be without it and every year we receive many testimonials from successful fanciers.



Hormoform has been followed by many other quality products. In recent years we have successfully launched an innovative range of combination treatments – 3 in 1 and 4 in 1 for coccidiosis, canker, worms and external parasites. Harkers products are used, trusted and recommended by many leading fanciers across the UK and further afield.

To this day, we count ourselves very lucky to have staff that actually know about pigeons as it is also their hobby. We have built our reputation not only on our excellent products but also the fact that we care very much about our customers.

We intend to remain the leading company in pigeon healthcare through investment in research and development, with the knowledge that our success depends very much on fanciers' loyalty and their dedication to keeping their birds free of disease and in peak condition.



Common Diseases

Many diseases of pigeons affect the skin/feathers or the intestinal tract. A knowledge of the pigeon's internal anatomy is helpful in understanding the latter.

Internal Parasites

Worms (helminths)

Racing and show pigeons are extremely susceptible to worm infestation due to constant re-infection from strays and the wild (free-living) pigeon population. Worms can have a disastrous effect upon the bird's racing and showing potential. Racing is now so competitive that a pigeon with even a moderate worm burden has little hope of winning races. The most common worms affecting pigeons in Britain are roundworms, a general term that includes hairworms. Isolated infections by tapeworms may also occur but these need to pass through an intermediate host such as a beetle or a snail. Nearly all internal worms affecting pigeons are passed to other birds via the droppings, which is why loft hygiene is so important.

1) Roundworms (*Ascaridia*)

These live in the small intestine of pigeons, depriving the bird of nutritive substances. This leads to loss of condition, dull plumage, increased appetite and higher water intake. Female worms lay millions of eggs which are passed out in the droppings to develop on the ground (or loft floor) into an infective form after 6-8 days, or longer if the temperature is low. If the eggs are then picked up by a pigeon, they will develop in approximately 20 days to the adult, egg-laying, stage.

2) Hairworms (*Capillaria*)

These cause more trouble than roundworms because hairworms invade the intestinal

wall, where they attach. Severe intestinal inflammation results, producing clinical signs of rapid weight loss and the passing of loose droppings which may contain blood. The life cycle of hairworms is similar to that of roundworms except that it usually takes longer for the eggs to become infective.

Prevention and Treatment of Worms

Prevention is better than cure. Loft surfaces should be cleaned daily, particularly in damp areas and loft disinfectants sprinkled or brushed on to them regularly. To prevent worms from affecting birds' performance, at least three routine treatments per year are required using Harkaverm Liquid or a Harkers combination treatment. This will keep infection at an acceptable level as well as allowing birds to develop some immunity to worms. If a severe infection is suspected, birds should be treated immediately and a follow-up treatment three weeks later will kill worms that have been picked up as infective larvae since the first treatment.

Coccidia

Coccidia, the cause of coccidiosis, are also parasites, but much smaller than worms; they are single-celled protozoa. Coccidiosis can kill pigeons but can also be chronic. In such chronic cases the birds lose condition but are not noticeably ill. Birds harbouring coccidia cannot usually achieve good results in races and, left untreated, the infection may increase rapidly - often in response to stress, such as a hard race or some other illness.

Clinical signs of coccidiosis are loss of weight and condition ("going light"), watery, discoloured droppings (only rarely liquid and green), loss of colour from the iris of the eye, dull plumage and pale mouth and throat.

Microscopical examination of droppings helps to confirm the presence of the parasites.

Coccidia have a complicated life cycle, partly in the intestine of the bird, where the damage is done, and partly on the ground (or loft floor). The parasites are passed out in the droppings in the form of oocysts (resistant forms) and will live for long periods in the open air. In warm, moist, conditions coccidia begin to develop within the oocysts and, if oocysts are picked up, will infect the bird.

Prevention of coccidiosis is important. Strict attention should be given to loft hygiene and damp patches should not be allowed to form around drinkers. Maturation of oocysts can be delayed by keeping loft surfaces dry and removing droppings daily from the loft. Coxoid or Coxitabs are effective treatments and regular use of Loft Treatment is also recommended to keep the surfaces dry.

Canker

Canker (trichomoniasis) is often confused with pigeon pox (see later); the lesions of pigeon pox may resemble the pharyngeal form of canker. Canker is caused by a single-celled microscopic protozoal organism (similar to a coccidium) that can propel itself by movement of two pairs of flagella (hair-like extensions).

Trichomonas gallinae is widespread, with over 80% of pigeons being infected, the majority showing no clinical signs of canker but acting as carriers. Most canker cases occur in young pigeons or sick and stressed adult birds. *Trichomonas gallinae* is passed from adult to young in crop milk and clinical signs of canker often appear between the 2nd and 5th weeks of life.

There are three forms of canker recognised in pigeons:

a) Pharyngeal

This is characterised by pale yellow, cheesy, deposits on the mucous membrane of the back of the bird's mouth and throat, extending down

the gullet in some cases. The growths may be extensive and thus disrupt swallowing. This form of canker can easily be confused with pigeon pox. The two diseases are generally distinguishable, however, by the fact that canker deposits are crumbly and can be bloodlessly detached from the underlying tissues, whereas pox lesions are fissured, firm, skin growths. Definite diagnosis needs laboratory tests.

b) Navel

This is an accumulation of yellow cankerous material under the skin in the region of the navel in young squeakers. It is caused by the *Trichomonas* entering through the navel which does not close immediately on hatching. Often the source of infection is infected crop milk that has dripped into the nest bowl.

c) Internal

This usually results from a spread of the pharyngeal or navel forms. The liver is often damaged producing large circular hard yellow lesions. Breathing can be affected if the base of the trachea (windpipe) and syrinx (voice box) are involved. Birds may stretch their necks in an attempt to gasp for air. Other clinical signs of internal canker include watery droppings and emaciation. An accurate diagnosis can be made if a veterinary surgeon examines the bird post mortem and takes samples.

Treatment of Canker

If canker is diagnosed in any bird, the flock should be treated immediately with Sparatrix or Harkanker Soluble. Canker is common and the fancier should always be on the lookout for early clinical signs. Young birds in particular should be examined for signs of canker in the area of the beak and throat, navel and the cloaca (vent). Prevention using Harkers products will significantly reduce the risk of canker killing birds. All young pigeons should be dosed at weaning and adults should be treated before coupling and during the

first half of each brood period. If a treatment does not prove successful, the diagnosis may not be correct and the advice of a veterinary laboratory should be sought.

External Parasites

Mites

There are several species that can affect pigeons. All have four pairs of legs (when adult) and a round body. Most mites are tiny. Only one species can be seen easily with the naked eye - the red mite, see below - which is the most common parasitic mite of pigeons in Britain. Prevention of mites depends in part on loft hygiene; regular spraying or brushing of the loft with Harkamitex or Duramitex Plus will prevent red mites in particular from becoming a problem. It is important to ensure that the spray penetrates all cracks and crevices in the structure, which is where the mites hide.

The Depluming Mite (*Cnemidocoptes laevis*)

This mite is sometimes known as the "mange mite". It causes 'feather rot', a condition that results in feathers falling out (as distinct from breaking off). The mite is microscopic and lives in the feather follicles at the base of the feathers. The excreta of the mite builds up, forming a ring of whitish matter around the base of the quills - a useful sign of true feather rot. Mites travel from bird to bird by direct contact, affecting either small areas on the body or, in bad cases, spreading to all parts.

Red Mite (*Dermanyssus gallinae*)

The red mite lives in cracks and crevices in the loft during the daytime and emerges at night to infest birds and to suck their blood. It is the pigeons' blood that colours the mites red; before a feed they are grey in colour. Red mites are capable of living without nourishment for long periods and infestation may even persist in a loft that has been empty for a year. The female mites lay up to 400 eggs and the larvae hatch as early as two days

later. Reproduction is affected by temperature because it does not take place on the birds. For this reason warm weather usually increases the risk of sudden attacks. In severe cases, red mite will cause anaemia (pale mouth and throat) and slow growth in nestlings. Young birds and adult birds are often driven from the nest. Regular disturbance at night by biting mites during the racing season is likely to reduce performance.

Feather Mites (*many different species*)

Several types of feather mite are known to infest pigeons. They are again microscopic in size and cause feather damage, usually seen as indented areas on the edges of feathers. In severe cases feathers become brittle and break off and the plumage appears neglected.

Quill Mites (*usually Syringophilus bipectinatus*)

These invade the interior of the quill during the formative stages. Quill mites usually only have a slight effect on the plumage, with older feathers sometimes splitting at the base.

Lice (*Mallophaga*)

Lice have six legs and are larger than mites. They live permanently on the body of birds, feeding on feather dust and skin scales. Heavy infestations cause irritation and disturbance, resulting in birds that are below peak condition. Sometimes a series of small round holes may be found in wing and tail feathers, caused by lice eating through the sheath while the feather is still forming. The commonest species is the slender pigeon louse (*Columbicola columbae*) which is 2mm long and can be seen between the barbules of the wing flight feathers. The eggs, or "nits", adhere firmly to the feathers and hatch after a week. Immature lice become mature and reach their egg-laying stage in 3-4 weeks.

Other Invertebrates that can affect Pigeons

Most significant external parasites - those

above plus others such as ticks and hippoboscids ("louse flies"), are usually effectively treated with products applied directly to the birds. However, insects such as louse and stable flies need to be controlled within the loft. Regular spraying with Harkamitex will usually reduce the insect population to an acceptable level. Serious fly problems may need to be tackled using products such as fly strips.

Diseases caused by Viruses

Pigeon Pox

Pigeon pox is caused by a virus and is spread via infected saliva that has contaminated the pigeon's food and water. The pox virus can also be transmitted during the warm months by biting insects.

Affected pigeons show crumbly yellow deposits on the beak, throat area and the bare skin around the eyes and feet. Deposits in the mouth can be confused with canker but, unlike the latter, they are difficult to remove: see earlier. Often secondary bacterial infections of the infected areas result in pus formation.

There is no treatment for this viral disease other than adopting measures to help the bird survive the infection. Affected pigeons should be isolated and looked after carefully. A weak solution of iodine can be dabbed on to the affected areas; this will reduce the risk of secondary infection. Birds that survive will have life-long immunity to the virus. Prevention can only be achieved by vaccination in advance of contact with infected birds.

Paramyxovirus Infection

Avian paramyxovirus (PMV1) infection is also known as Newcastle Disease. The virus spreads by direct contact from bird to bird or indirectly through virus-harboured dust. It is also disseminated by insects (flies, mosquitos), mammals (rats, mice) and humans. Clinical signs vary but the first

indications of the disease are often increased water intake and watery droppings. Soon some of the pigeons show central nervous disorders such as paralysis, twisting of the neck, increasing timidity and uncoordinated movements of the body. At this stage the signs are not unlike salmonellosis – see later. Such affected pigeons should be investigated by a veterinary laboratory for salmonellae and paramyxovirus. Paramyxovirus can sweep through lofts and PMV1 infection is a notifiable disease. Very few pigeons fully recover and those that do are never quite the same again. Vaccination is possible.

Diseases caused by Bacteria

Paratyphoid, Salmonellosis

This serious disease is caused by bacteria called salmonellae. The risk of infection is always present in lofts because a small number of pigeons act as carriers. If the disease appears it is the young birds that will be most severely affected. The causative bacteria are usually passed through infected food and water or contaminated airborne dust.

The clinical signs of pigeon paratyphoid include diarrhoea; the droppings are often green and foul-smelling. Sometimes the disease affects joints; affected birds will let wings hang or lift legs off the ground to ease the pain. The nervous system may also be affected, causing impaired balance, twisting of the neck (similar to paramyxovirus) and paralysis.

If paratyphoid is suspected, a veterinary surgeon should be contacted. If the disease is confirmed (often from dropping samples), a suitable course of treatment will be prescribed which must be accompanied by a rigorous programme of loft disinfection.

Copyright Harkers 2017

Feed Supplements

HORMOFORM

The History



Hormoform was launched in 1954, after 2 years of feeding trials involving some of the UK's leading fanciers. Hormoform is a supplementary feed which was probably the first truly scientifically formulated supplementary feed ever offered to the racing pigeon. The results were remarkable. Fertility

and virility improved and Hormoform's influence on the production of crop milk ensured strong well-grown youngsters. Birds raced better than ever and, as a result, demand for Hormoform has increased steadily since its introduction. This and the fact that most of the important races have now been won by Hormoform prepared birds, demonstrates the satisfaction and confidence fanciers have found in this product.

The Formulation

Hormoform is a compound of energy-yielding fats and oils, animal and vegetable protein, yeast, cod-liver oil, malt extract, amino acids, vitamins, minerals and trace elements supported on a cut-wheat base. The calculated typical analysis is as follows: 12% protein, 8.8% oil, 5.1% fibre. The protein in Hormoform is designed to complement the protein in the traditional diet, not to replace it.

The Principle Behind Hormoform

Hormoform is formulated to supplement the traditional mixture, meaning, for example that if a vitamin is recognised as being at a low level in the traditional mix, it will be included at a high level in Hormoform. Over the years the formulation of Hormoform has been adjusted to take advantage of the most recent research. These small but significant changes enable the fancier who uses Hormoform to benefit from the latest developments in nutritional science, at the same time relying on a feeding system that has stood the test of time.

Most Recent Change

Most recently, the role of methionine in relation to feather quality has been identified. Feathers are made up of a protein called keratin. This protein contains a large percentage of sulphur, an element that is mainly absorbed from the diet in the form of methionine (free sulphur cannot be absorbed through the bird). Methionine is an amino acid (from which proteins are made) and the bird is totally reliant on its presence in the feed. Because of the importance of feather quality and the fact that traditional mixtures may be low in methionine, the most recent improvement to Hormoform has been to increase the level of methionine so feather quality will be optimised.

Feeding Instructions

Resting birds – 57g (2oz) per 450g (1lb) feed.

Racing birds – 71g (2.5oz) per 450g (1lb) feed.

Breeding birds – 86g (3oz) per 450g (1lb) feed.

Hormoform should be given daily with the feed at the recommended strength. Hormoform can also be given separately, in a container, for the birds to feed to their own individual requirements.

The Nutrients Contained in Hormoform Include:

Vitamin A, Vitamin D3, Vitamin K, Vitamin D1 (Thiamine), Vitamin B2 (Riboflavine), Vitamin B6 (Pyridoxine), Vitamin B12, Chloride, Iodine, Cobalt, Copper, Manganese, Iron, Methionine, Nicotinic Acid, Calcium Pantothenate, Biotin, Inositol, Choline, Amino Benzoic Acid, Lysine, Cystine Glycine, Calcium, Sodium Chloride, Phosphorus, Zinc, Arginine, Tryptophane.

Hormoform is available in 2.5Kg, 5Kg and 20Kg bags.

Code	Size	RRP
HOR050	2.5kg	£9.89
HOR150	5kg	£17.59
HOR250	20kg	£53.89

WONDER PIGEON



Wonder Pigeon is a dietary supplement produced specifically for racing pigeons, developed using a patented mixture of fatty acids with a natural antibacterial activity. Wonder Pigeon is proven to reduce the effect of harmful bacteria in the gut, including E Coli and salmonella, whilst

promoting growth of healthy intestinal flora: healthy digestion = healthy pigeon.

- ♥ Corrects any problems with the digestion
- ♥ Increases the appetite
- ♥ Strengthens natural resistance against disease
- ♥ Supports the metabolism
- ♥ Increases nutrient absorption
- ♥ Promotes harder, rounder droppings

Wonder Pigeon can be used as an alternative for medications to treat young bird disease, paratyphoid and colibacillosis – no more antibiotics!

Q: Can Wonder Pigeon be used at the same time as other feed supplements and medications?

A: Wonder Pigeon can be used in conjunction with any other product without contraindication.

Q: How and when should Wonder Pigeon be used?

A: Wonder Pigeon can be used at the fancier's discretion but for best results should be used daily all year around. Simply add Wonder Pigeon to the drinker at the recommended concentration or alternatively mix with a little water and add to the food. Use new solution daily.

Q: How many birds will a bottle of Wonder Pigeon treat?

A: It depends on the number of birds drinking from a single drinker and size of the drinker. A 1kg bottle of Wonder Pigeon will make 500ltrs of solution.

Q: Can Wonder Pigeon be used as a preventative against young bird disease?

A: Wonder Pigeon can be used as both a preventative and a treatment against young bird disease if used on a daily basis. If in doubt always consult a veterinary professional.

Q: How much does Wonder Pigeon cost?

A: Wonder Pigeon is one of the cheapest products on the market costing from as little as 12p per day, based on a 1Kg bottle making 500ltrs of solution.

Q: How much Wonder Pigeon should I give?

Breeding period – 2ml per litre of drinking water daily.

Young birds – 2ml per litre of drinking water daily.

Racing season – day of arrival and the day after 2ml per litre of drinking water, day of shipment and the day before 3ml per litre of drinking water.

Moulting period – 2ml per litre of drinking water daily.

Treating young bird disease – 4-6ml per litre of drinking water daily, symptoms should be clear after 7 days. Very ill young birds should be given 0.5-1ml individually daily until symptoms clear.

If in doubt always consult a veterinary professional.

Wonder Pigeon contains Butyric Acid, Caprylic, Capric, Propionic Acid, and Lauric Acid esterified with Glycerol, Glycerol.

Wonder Pigeon is available in 500g and 1kg bottles, complete with a dosing syringe.

Code	Size	RRP
WOND050	500g	£29.99
WOND100	1kg	£51.99

WONDER PIGEON G.P. (Green Power)



Compared to the standard formula, Wonder Pigeon GP not only has an increased and wider range of antibacterial properties, but it helps the pigeon to absorb and digest the proper level of nutrition in order to build super muscles for the racing period. For this specific reason we recommend to use it at 1.5ml per litre of drinking water daily or 2.5ml per kg of food daily, to have a perfect antibacterial effect.

If you increase the dosage to 2ml-4ml per litre of drinking water daily or 3ml-5ml per kg of food daily you will see your pigeon easily increase their muscle mass and reduce fat levels. No side effects, no contraindications at all.

Given the high concentration of monoglycerides, Wonder Pigeon GP is recommended for professional fanciers who are devoted to the performance and condition of their pigeons.


Wonder Pigeon GP contains Propionic acid, butyric acid, heptanoic acid, caprylic, capric and lauric acid esterified with glycerol, glycerol.

Wonder Pigeon GP is available in a 500g bottle, complete with dosing syringe.

Code	Size	RRP
WONGP050	500g	£39.99

Hormova

Hormova is a very special feed supplement which has been specially formulated to provide all the necessary vitamins, minerals and trace elements to keep your cage birds in perfect condition. Hormova contains the complete Vitamin B complex as well as many other important ingredients.



Hormova should be mixed at the rate of 75g (2oz) per 3.18Kg (7lb) of seed. During the breeding season or during outbreaks of disease, increase to 85g (3oz) per 3.18Kg (7lb).

Hormova is available in a 400g tub.

Code	Size	RRP
HOR400	400g	£9.49

Coccidiosis Treatments

COXOID

Coxid is a water soluble treatment for coccidiosis (going light). Coxid is added to the drinking water for 7 days and during treatment birds should not have access to unmedicated water. A favourable reaction may be expected within 2 days



Coxid is available in a 112ml bottle and a 500ml bottle.

Coxid contains Amprolium Hydrochloride 3.84% w/v.

Code	Size	RRP
COX100	112ml	£11.99
COX200	500ml	£38.99

COXITABS

Coxitabs is an effective oral treatment and control of coccidiosis caused by *Eimeria labbeana* & *Eimeria columbarum* in homing and show pigeons. Birds should be treated when mated and again 3-4 weeks later to prevent infection of nestlings. Also birds should be treated following transportation to



shows or races where they may be exposed to contaminated cages or baskets.

Coxitabs is available in a 50 tablet tub. Contains Diclazuril 2.5mg.

Code	Size	RRP
COX050	1 x 50 Tablets	£16.99

Wormers

HARKAVERM LIQUID WORMER

A flock treatment for the control of roundworms and tapeworms in pigeons. For administration in the drinking water. Dilute 6ml (1 cap full) of Harkaverm Liquid in 2ltrs of drinking water, offer the diluted solution to the birds over a 3 day period, do not allow the birds to drink from any other source during this period.



Precautionary worming is advised 3 weeks before breeding commences, a repeat dose may be needed 17-20 days later in severe cases. Harkaverm Liquid is available in a 100ml bottle (sufficient for 50 birds). Contains Levamisole Hydrochloride 8% w/v.

Code	Size	RRP
VER100	100ml	£10.39

Canker Treatments

HARKANKER SOLUBLE

To prevent a build up and spread of infection in adult birds,



By medicating drinking water with Harkanker Soluble for one week in every four, outbreaks at such a crucial stage of life will be prevented.

Harkanker Soluble is available in 5 x 4g sachets (sufficient for 50 birds). Contains Ronidazole 400mg.

Harkanker Soluble should be given at the beginning and the end of the racing season. Also, if administered 3 weeks prior to breeding, risk of infection being passed to the young birds is eliminated. Because of low immunity, young birds are particularly susceptible to canker.

Code	Size	RRP
HKR500	5 x 4g Sachets	£13.89

SPARTRIX

Spartrix is a single dose treatment for canker in pigeons. Spartrix is presented in a handy tablet form allowing birds to be treated individually and thus ensuring all birds receive the required dose. To ensure the full benefit of Spartrix, all birds should be treated at the same time, whenever canker is seen. Young birds should be treated with half a tablet at weaning or before flying out.



Adult birds should be treated before pairing or during the first half of each brood period to prevent canker being passed to the newly hatched young.

Spartrix is available in a 50 tablet tub. Contains Carnidazole 10.0mg.

Code	Size	RRP
SPA200	1 x 50 Tablets	£25.99

Combination Treatments

3 in 1 TABLETS

Harkers 3 in 1 tablets are a single dose treatment for coccidiosis, canker and worms in racing pigeons. The result of lengthy research and trials with top fanciers across the UK, Harkers were the first company to licence a combination product under the small animal exception scheme, to treat and prevent three of the most common complaints in pigeons. Saving both time and money for you the fancier (compared to using three individual treatments), Harkers 3 in 1 Tablets are the perfect solution for larger lofts and for fanciers with less time on their hands.




Give one tablet per bird before breeding and one tablet per young bird after weaning – do not treat birds less than 8 weeks of age. Treat again before racing and thereafter at intervals of 6-8 weeks as a preventive measure or as necessary on infection.

Harkers 3 in 1 Tablets are available in a 50 tablet tub. Contains Diclazuril 2.5mg, Fenbendazole 8.0mg and Ronidazole 20.0mg.

Code	Size	RRP
TIO100	1 x 50 Tablets	£31.99

3 in 1 SOLUBLE

Harkers 3 in 1 Soluble is a flock treatment for coccidiosis, canker, roundworms and hairworms, and is a development of 3 in 1 tablets. Add 6.0ml (1 capful) to 1ltr of fresh drinking water for seven days, always use fresh solution daily and do not allow birds to drink from any other source during the treatment period. Harkers 3 in 1 Soluble is perfect for fanciers who do not wish to treat birds individually with a tablet. It is advisable to



treat parent stock before breeding and young birds after weaning – do not treat birds less than 8 weeks of age. Repeat treatment before racing and as a preventive measure at intervals of 6-8 weeks, or whenever infection becomes apparent.

Harkers 3 in 1 Soluble is available in a 100ml bottle (sufficient for 30 birds). Contains Amprolium Hydrochloride 3.8% w/v, Levamisole Hydrochloride 1.7% w/v and Ronidazole 1.2% w/v.

Code	Size	RRP
TIOS200	100ml	£19.79

4 in 1 TABLETS

Such is the success of 3 in 1 Tablets and Soluble, the next logical step was always to launch a 4 in 1 Tablet. Designed to treat and prevent not only coccidiosis, canker and worms,



Harkers 4 in 1 Tablets are also effective against ectoparasites – lice and mites – saving yet more time and money for the fancier. A single tablet dose per

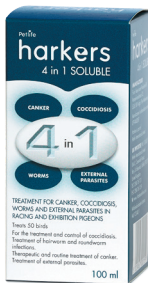
bird, treat parent stock before breeding and again before racing, and young birds after weaning – do not treat birds less than 8 weeks of age. As a preventative measure it is advisable to treat every 6-8 weeks or whenever signs of infection are seen.

Harkers 4 in 1 Tablets are available in a 25 tablet tub. Contains Diclazuril 2.5mg, Ronidazole 20.0mg and Ivermectin 0.5mg.

Code	Size	RRP
FIO100	1 x 25 Tablets	£19.99

4 in 1 SOLUBLE

Harkers 4 in 1 Soluble is a flock treatment for coccidiosis, canker, worms and external parasites (lice and mites). Using the dosing syringe included in the pack, add 6.0ml of Harkers 4 in 1 Soluble to 1ltr of fresh drinking water daily, for a period of 5 days. Always use fresh solution daily and do not allow birds to drink from any other source during the treatment period. It is advisable to treat parent stock



3 weeks prior to breeding and young birds after weaning – do not treat birds less than 8 weeks of age. Repeat treatment before racing and as a preventative measure at intervals of 6-8 weeks, or whenever infection becomes apparent.

Harkers 4 in 1 Soluble is available in a 100ml bottle (sufficient for 50 birds). Contains Amprolium Hydrochloride 3.8% w/v, Ronidazole 1.2% w/v and Ivermectin 0.0.266%.

Code	Size	RRP
FIOS100	100ml	£20.79

4 in 1 SPOT ON

The most recent and unique addition to our range. Designed to treat and prevent coccidiosis, canker, worms and external parasites (lice and mites) in racing pigeons, Harkers 4 in 1 Spot On is presented in a handy dropper bottle with an easy to dose syringe. Separate the feathers between the shoulder blades of each bird and apply 0.1ml of solution directly to the bird's skin. For best results breeding stock



should be treated prior to pairing and again before racing, and young birds should be treated after weaning – do not treat birds less than 400g in weight. Treatment can be repeated after 4-6 weeks or whenever infection occurs.

Harkers 4 in 1 Spot On is available in a 5ml bottle (sufficient for 50 birds). Contains Diclazuril 25.0mg/ml, Ronidazole 200.0mg/ml and Ivermectin 350ug/ml.

Code	Size	RRP
FIO200	5ml	£20.79

TRI-KILL

Harkers Tri-Kill is an individual dose tablet treatment for canker, coccidiosis and hexamitiasis in racing pigeons. It's effective and easy to dose – saving yet more time and money for the fancier. Give adult birds 1 tablet daily for 2-3 consecutive days. Do not treat birds less than 8 weeks of age. As a preventative measure it is advisable to treat at 6-8 week intervals, or whenever signs of infection are seen. Harkers Tri-Kill is available in a 50 tablet pack. Contains Ronidazol 10mg and Amprolium 10mg.



Code	Size	RRP
TRI100	50 Tablets	£24.99

Feather Conditioners

HARKAMECTIN

A single treatment of Harkamectin will help to control worms, lice and mites in racing and show pigeons – place 2 drops (200ug Ivermectin) per bird onto the skin, under the feathers between the shoulders. It is advisable to treat with Harkamectin before the racing season and at any point should a problem with worms, mites or lice become apparent.



Harkamectin should not be used on birds less than 8 weeks of age and should not be used during the main moulting period or during the hatching period.

Harkamectin is available in a 5ml bottle (sufficient for 50 birds). Contains Ivermectin 0.35% w/v.

Code	Size	RRP
MEC100	5ml	£11.99

HARKA-DIP

Harka-Dip is a general purpose pigeon dip to promote good plumage hygiene and to treat and prevent infection from ectoparasites – lice, flies and mites.

Dilute the contents of the bottle into 9ltrs (2 gallons) of warm water, hold the bird by the wings and completely immerse up to the head. Ruffle the feathers to allow the solution to penetrate, then drain the bird and gently squeeze out the feathers, return the



bird to the perch to enable plumage to dry. The operation should only take around 20 seconds.

Harka-Dip removes natural water proofing from the feathers so do not allow birds to fly for one day after dipping. After dipping do not allow birds to fly for seven days during rain.

Harka-Dip is available in a 100ml bottle. Contains 0.1% w/v Cypermethrin.

Code	Size	RRP
HKD100	100ml	£8.49

Pro Biotics

PRO B

Pro B is a complementary food product containing viable microbial spores and prebiotic ingredients to beneficially affect the pigeon by improving its microbial balance. A unique good bacteria (*Bacillus Subtilis*) is present in Pro B which helps to stimulate growth of beneficial bacteria in the gut and consequently helps to increase the pigeon's natural immunity against disease. Pro B can be used on a daily basis at a rate of 1g (1 level scoop, included in the tub) per 100g of feed.



Pro B is available in a 500g tub. Contains Fructo-Oligosaccharide, Agrimos, Brewer's Yeast, Dextrose, Maltodextrin, Macrogard, Ulmus Fulva powder, Glucosamine Sulphate, Sodium Chloride, Cinnamomum Bark powder, Folic Acid, Vitamin B12, Vitamin C, Vitamin B6, Vitamin B1, Vitamin B2, Biotine, Calsporin (*Bacillus Subtilis*).

Code	Size	RRP
PROB050	500g	£20.79

Vitamins

HARKAVIT SUPER PLUS

Harkavit Super Plus is a balanced water soluble powder containing multivitamins, glucose and electrolytes designed to meet the body requirements of a racing pigeon. Harkavit Super Plus should be used when birds are stressed e.g. weaning youngsters, after medication and vaccination and after racing.

Harkavit Super Plus can be used prior to racing for up to 3 days a week.

Harkavit Super Plus quickly dissolves in drinking



water, add half a scoop (included in the tub) to 1ltr of fresh water for general use or 1 scoop to 1ltr of fresh water in times of stress, after racing and after a hard flight.

Harkavit Super Plus is available in a 200g tub. Contains Vitamins A, D3, E, K, B1, B2, B6, and B12. Iodine, Biotin, Folic Acid, Pantothenic Acid, Nicotinamide, Manganese, Zinc, Copper and Iron.

Code	Size	RRP
VIT450	200g	£11.99

Loft Hygiene

LOFT TREATMENT



Loft Treatment is a dry powder disinfectant which inhibits the spread of disease-causing organisms which are often spread via the droppings. Loft Treatment is not lime or chalk based which can dry the natural oils on a pigeon's plumage. Loft Treatment is compatible with all systems and should be sprinkled lightly around the nesting and perching areas, paying particular attention to any damp patches which are usually the danger areas in pigeon lofts. Loft Treatment is a pleasant smelling, finely divided powder which incorporates a powerful quaternary ammonium biocidal agent. When spread as a dressing, bacteria is held in Loft Treatment's highly absorbent matrix and efficiently neutralised.

- ♥ Bacterial – effective against bacteria and oocysts
- ♥ Pleasant to use – keeps the loft smelling fresh. Sprinkle lightly throughout the loft
- ♥ Dry disinfectant – can be used when the weather is damp
- ♥ Compatible with all other hygiene systems – penetrates the areas your scraper cannot reach

Loft Treatment is available in a 10kg and a 1.8kg bucket. Contains Benzalkonium Chloride and Eucalyptus Oil.

Code	Size	RRP
LOF075	1.8kg	£9.19
LOF200	10kg	£33.79

VYKIL LOFT DISINFECTANT

The regular use of Vykil Loft Disinfectant enables pigeons to be kept in optimum hygiene conditions.

Its broad spectrum, prolonged activity reliably kills viruses, bacteria, fungi and spores that are regularly found in pigeon lofts.

It is advisable to use Vykil Loft Disinfectant during outbreaks of disease and after treatment for coccidiosis, canker, and worms etc.



Dilute 1 part Vykil Loft Disinfectant to 50 parts water – one 500ml bottle will make 25ltrs of solution.

Vykil is available in a 500ml bottle. Contains Iodine.

Code	Size	RRP
VYK500	500ml	£10.39

DURAMITEX PLUS

A ready to use pesticide free spray for use against red mites in lofts, coops and aviaries. Duramitex Plus should be sprayed liberally around the area to be treated paying particular attention to cracks and crevices. Literally forming a “sticky trap”, Duramitex Plus immediately immobilises the adult mite and prevents other life stages from developing – breaking the life cycle. Regular 6-8 weekly use will prevent the return of red mite and all other small insect pests. Duramitex Plus will eliminate airborne allergens by coating the mite and is safe to use with birds still in situ.

Duramitex Plus is available in a 500ml ready to use spray. Contains a combination of silicones.

Code	Size	RRP
DUR500	500ml	£11.49



RIDMITE

Ridmite contains a blend of surface active agents and silicones in a concentrated formula to eradicate red mite from lofts, coops, cages and hutches, whilst also sanitising and deodorising the treated area. A non-insecticidal formulation which is safe to use around children and pets. Ridmite quickly controls red mite infestations and provides up to 6 weeks’ protection after use – regular use will prevent re-infestation whilst maintaining a high level of hygiene within the treated area. One 500ml bottle will make 5ltrs of solution – simply mix one part Ridmite to ten parts water in a sprayer bottle, spraying the diluted solution liberally around the area to be treated.

Ridmite is available in a 500ml bottle. Contains a synergistic blend of cationic, amphoteric, non-ionic surfactants, chelates and silicones.

Code	Size	RRP
RID100	500ml	£9.89



Petlife

harkers

is now online, where you can buy all Harkers products

www.harkersonline.co.uk



For more information on any of our products, or to place an order, please call us on 01284 761131 or email us: info@harkersonline.co.uk

If you have an email address and would like to receive a regular Harkers e-newsletter, you can sign up at www.harkersonline.co.uk or let us know by telephone or email.



Like us on Facebook to keep up to date with our latest news and offers





Ask the vet

Need impartial veterinary advice about the health of your birds?



Harkers are proud to offer a free-of-charge advice service in conjunction with our veterinary advisor Professor John E Cooper FRCVS. John has many years' experience of working with birds and is the author of numerous books and articles on avian medicine.

Professor Cooper is pleased to answer questions from, and to share experiences with, fanciers.

Simply email your question to info@harkersonline.co.uk or call us on +44 01284 761131.

Please allow up to seven working days for a response. If specialised treatment of a bird is needed, recommendations can be made to a local veterinary surgeon.

Always seek immediate veterinary help in urgent cases.

PetLife

harkers

Harkers is part of Petlife International Ltd

Petlife International Ltd, Unit 2, Cavendish Road,
Bury St Edmunds, Suffolk, IP33 3TE,

T: 01284 761131 **F:** 01284 761139

E: info@harkersonline.co.uk **W:** www.harkersonline.co.uk